



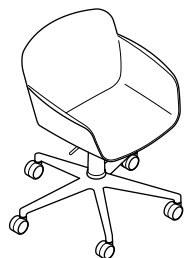
LIBERA LI/LC MULTIPURPOSE CHAIR



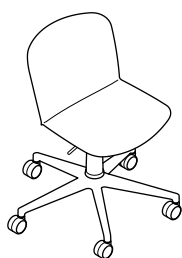
BASE GIREVOLE 5 RAZZE 5 STARS SWIVEL BASE

 Alluminio / Aluminium

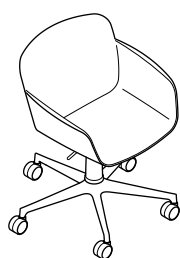
  Plastica / Plastic

**LI04X**

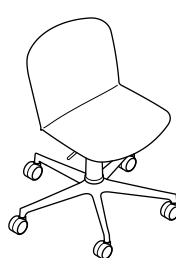
L: 680
P: 680
HT: 830/950
HS: 450/570
HB: 660/780

**LI03X**

L: 680
P: 680
HT: 810/930
HS: 460/580

**LI04B**

L: 680
P: 680
HT: 830/950
HS: 450/570
HB: 660/780

**LI03D**

L: 680
P: 680
HT: 810/930
HS: 460/580

BASE GIREVOLE 4 RAZZE 4 STARS SWIVEL BASE

 Alluminio / Aluminium

  Plastica / Plastic

**LI2GL**

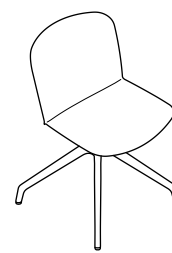
L: 570
P: 540
HT: 830
HS: 450
HB: 660

**LI1GL**

L: 570
P: 540
HT: 810
HS: 450

**LI2GN**

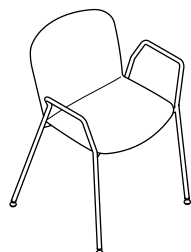
L: 570
P: 540
HT: 830
HS: 450
HB: 660

**LI1GB**

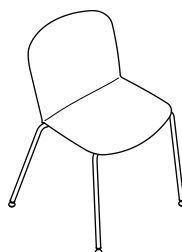
L: 570
P: 540
HT: 810
HS: 450

BASE FISSA 4 GAMBE 4 LEGS FIXED BASE

    Metallo / Metal

**LI1TN/LI1TB**


L: 570
P: 540
HT: 810
HS: 450
HB: 660

**LI1FN**


L: 570
P: 540
HT: 810
HS: 450

BASE FISSA 4 GAMBE LEGNO 4 LEGS WOODEN BASE

 Legno / Wood

NEW**LI20W**

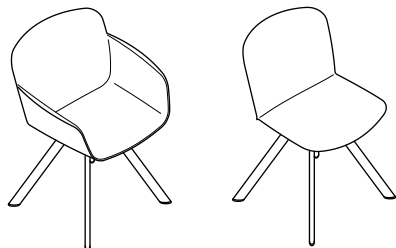
L: 570
P: 540
HT: 830
HS: 450
HB: 660

**LI10W**

L: 570
P: 540
HT: 810
HS: 450

BASE FISSA 4 GAMBE ELLITTICO
4 LEGS FIXED ELLIPTICAL BASE

Metallo / Metal



LI20V

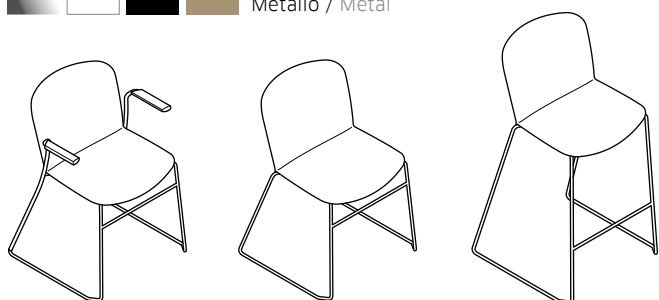
L: 570
P: 540
HT: 830
HS: 450
HB: 660

LI10N

L: 570
P: 540
HT: 810
HS: 450

BASE FISSA
FIXED BASE

Metallo / Metal



LI1QB

L: 560
P: 515
HT: 810
HS: 450
HB: 665

LI1PN

L: 560
P: 515
HT: 810
HS: 450










LI7PB

L: 575
P: 565
HT: 1100
HS: 755


LI6PN

L: 560
P: 555
HT: 1000
HS: 665

FINITURE BASI
BASES FINISHES

 RAL 9003 Plastica Plastic	 RAL 9017 Plastica Plastic	 Alluminio lucido Polished Aluminium	
 RAL 9003 Metallo Metal	 RAL 9017 Metallo Metal	 RAL 1019 Metallo Metal	 RAL 5014 Metallo Metal
 RAL 6003 Metallo Metal	 Metallo cromato Chromed metal	 Faggio Beechwood	








TAVOLETTA SCRITTOIO ANTIPANICO
ANTI-PANIC WRITING TABLET



LI1QN + LSDNN

LI1PN + LSSNN

FINITURE SCOCCA IN PLASTICA
PLASTIC SHELL FINISHES

 11PL00 12PL00 RAL 9003
 11PL12 12PL12 RAL 7024
 11PL03 12PL03 RAL 1019
 11PL06 12PL06 RAL 5014
 11PL05 12PL05 RAL 6003
 11PL27 12PL27 RAL 8029
 11PL22 RAL 9006 PCR - Post Consumer Recycled PP



DOTAZIONI MECCANICHE:
MECHANICAL FEATURES:

MECCANISMO OSCILLANTE
TILTING MECHANISM

BASE 5 RAZZE REGOLABILE IN ALTEZZA
5 STARS HEIGHT ADJUSTABLE BASE

SISTEMA DI AGGANCIO
LINKING SYSTEM

CERTIFICAZIONI CERTIFICATIONS
EN 16139 | EN 1022 | EN 1728
ANSI - BIFMA X5.4-2020

Tested by CATAS - Omologazione Ministeriale in Classe 1
Serie LC: Omologazione Ministeriale in Classe 11M